



DISCOVERY ONE
KIMBERLEY CRUISES

CRUISING GUIDE
INFORMATION TO HELP YOU GET CRUISE READY



DISCOVERYONE.COM.AU

ONBOARD DISCOVERY ONE:



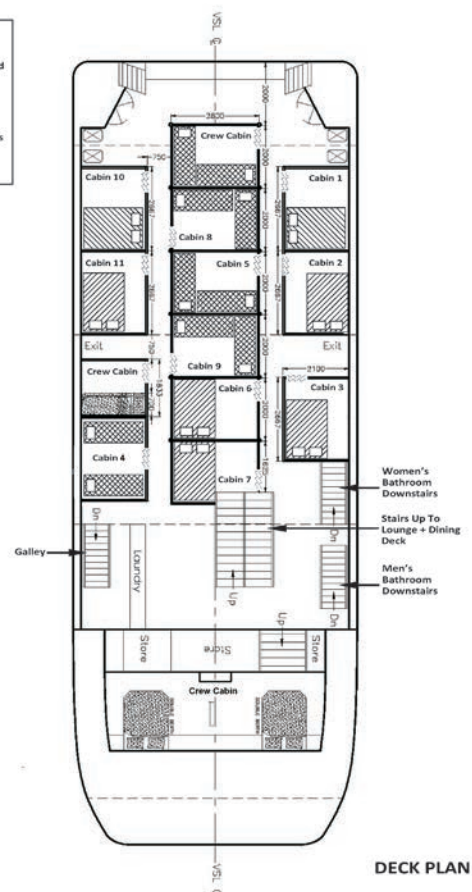
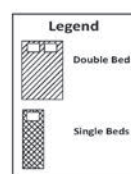
CABINS:

Discovery One offers 11 comfortable, individually air-conditioned cabins. Each cabin is equipped with a standard 240V power point and offers a variety of sleeping configurations, including doubles and twin singles. Cabins are allocated at the time of booking.

We strive to ensure a quiet and restful night's sleep for all guests. Therefore, we generally avoid travelling at night, but at times the tides dictate otherwise. The cabin deck is carpeted, and thick curtains across doorways help absorb any noise (no banging doors). Shared bathroom facilities are designed to minimize noise, with no showers or flushing toilets adjacent to cabin walls.

During the day, passengers typically enjoy the spectacular scenery from the top deck, which offers 360-degree views. If you need fresh linen and towels at any time, please ask the senior hostess.

Note: We have never had any security issues on the boat. However, if you are concerned about your personal items, please speak to the Captain, who can arrange secure storage.





NIGHT-TIME ANCHORING:


The boat is usually anchored at night to ensure a peaceful and uninterrupted sleep. Occasionally, the Captain may travel part of the night to catch a tide for the next day's excursion. While there is a hum from the night-time generator, it typically doesn't bother anyone. However, we provide disposable earplugs for light sleepers.

BATHROOMS:

Male and female bathrooms are located just below the cabin deck, easily accessible via a short flight of stairs. Each bathroom has sufficient facilities for the number of passengers and is cleaned regularly throughout the day. The bathrooms are close to all cabins, and lights are always on for night-time visits. The showers are comfortably sized, providing plenty of room.

LOUNGE AND CROCODILE BAR:

Onboard 'Discovery One', the Crocodile Bar in our air-conditioned lounge offers a variety of alcoholic and non-alcoholic beverages. Enjoy soft drinks, freshly ground coffee, and a well-curated selection of red and white wines, beers, spirits, and liqueurs. Our wines predominantly come from the renowned Margaret River region in WA, and our beer selection includes popular brands. Wines are available by the glass or bottle at reasonable bar prices.



ONBOARD EXPENSE ACCOUNT:

An Onboard Expense Account will be maintained for the duration of your cruise. All purchases from the bar, as well as any souvenirs you choose to buy, will be charged to this account. Please settle your Onboard Expense Account before disembarking using Visa or MasterCard (1.5% cc surcharge applies) - cash is not accepted, as the crew does not have access to a bank.

MEALS:

At the rear of the Lounge, you'll find the outdoor dining deck and barbeque area. Breakfast is served continental style, featuring a selection of cereals, milk, fruit, yogurt, juice, toasts, and various spreads, all laid out for self-service at your convenience. Throughout the day, coffee, tea, water, and fresh fruit are available in the lounge for you to enjoy at any time.

Lunch is a buffet with several dishes catering to various tastes. The evening meal is served banquet style at long, shared tables on the alfresco deck, where our cook ensures an abundance of fresh salads and vegetables at every meal. Morning tea or afternoon tea will be provided, depending on the itinerary for that day, and includes delicious, freshly baked treats from the galley or savoury nibbles.

If you have specific medically required dietary needs or food allergies, please inform us as soon as possible if you haven't already provided these details on your Booking Form. Our cook does a wonderful job of accommodating these needs, though we cannot cater to diets based solely on personal preference. Our meals are varied, nutritious,

and appetizing, ensuring you can find options that suit your requirements.

Additionally, we can provide gluten-free bread and cereal, lactose-free milk, soy milk, and other alternatives upon request, provided these requests are due to a food allergy or medically required diet.

THE TOP DECK:


The top deck of Discovery One is designed for your enjoyment, offering undisturbed 360-degree views of the coast, islands, and gorges. It features tables and chairs, sun lounges, and a spa where you can relax once the boat has anchored for the evening. It's the perfect spot for sunset drinks.


ENTERTAINMENT:

A selection of books on local history, flora, and fauna is available for you to read. Please return these once you have finished with them. We also offer a variety of novels, board games, and playing cards to keep you entertained. We suggest bringing your own reading material, crossword puzzles, knitting, or other hobbies for any quiet times. Additionally, we have a DVD about the Kimberley that the crew can play in the lounge, as well as maps of the coastline for you to view.

SIGHT SEEING:

Our cruise focuses on sightseeing and adventures rather than fishing. Most of the journey is spent travelling and exploring. Our tenders allow us to travel far and fast up rivers and creeks with plenty of opportunity to soak up the magnificent scenery, as well as rock art and wildlife. Fishing rods, lures, or other fishing equipment are not permitted onboard under any circumstances.





FITNESS LEVEL:

There are multiple daily excursions off the boat, some of which do require a certain level of fitness. You need to be able to get in and out of our tenders as well as be able to scramble up a few rocks to get to certain water holes. There are no long hikes in our itineraries. If you are not able to swim please let us know and the crew will provide you with a life jacket for the tender excursions. Please be aware that Discovery One has multiple staircases between decks.

MEDICAL ASSISTANCE:

Discovery One prioritises your safety with Royal Flying Doctor Service (RFDS) coverage, guaranteeing swift medical aid in remote regions. In the event of a medical emergency, our trained crew will provide onboard assistance or promptly arrange airlift for any passenger in need.

MOBILE PHONE AND INTERNET RECEPTION:

Mobile phone and internet reception are not available on the cruise. In case of an emergency at home, friends and family can contact you through the booking office at 1800 996 717. Our shore crew will relay the message to the boat, ensuring prompt communication with you.

SEA SICKNESS:

Discovery One spends most of the time traveling among islands, bays, and inlets where the water is calm and protected from the weather. Most passengers do not experience sea sickness. However, we recommend bringing sea-sickness medication just in case.

SMOKING POLICY:

All interior areas of Discovery One are strictly non-smoking. A designated smoking area is located at the rear of the top deck, where environmental care and respect are essential. An ashtray is provided for your convenience.

WHAT TO BRING:

We ask that you limit your total luggage to 10kgs per person packed in a soft duffel bag.

These are easier for the crew to transport to and from the boat in the small tenders and for you to store in your cabin. The weight limit is an OH&S requirement – also required where seaplane, helicopter and light planes are included in your package. * Overweight luggage or luggage in rigid suitcases will not be transported. You may also bring a handbag, camera case, CPAP machine or backpack which you can keep with you when boarding or disembarking from the boat. **Your combined luggage - backpack, duffel bag etc needs to weigh no more than 10kg.** * If doing the Early Waterfall or Great Rivers tours you are not restricted to 10kg of luggage as you have no light plane

TO HELP KEEP YOUR LUGGAGE WEIGHT DOWN, WE SUPPLY THE FOLLOWING ONBOARD:

- Towels
- Linen
- Hair dryers
- Shampoo & Conditioner
- Body wash
- Sunscreen
- Insect repellent
- Collapsible hiking poles (available from crew prior to excursions)
- Beach Towels

FREE DAILY LAUNDRY SERVICE:

We have a laundry service on board which greatly reduces the amount of clothes you need to bring. Laundry will be done for you by the crew, free of charge, and will be delivered on the same day. Clothes will be tumble dried so please try to avoid bringing clothes which need to be line dried or spread flat for drying.

FOOTWEAR:

It is very important that you bring some suitable footwear for excursions on shore. They should have plenty of under-sole grip for rough terrain but be able to dry out quickly if your feet get wet when boarding or leaving the tenders. Sand shoes, Keens style sandals or footwear that dries quickly are recommended. Some people use reef walkers but these are not always suitable for rough terrain. You will not need hiking boots. We suggest that you wear this footwear on the first day of your cruise as you will be boarding Discovery One via the tenders.

Please be aware that we are an eco-friendly cruise and we ask you not to bring hair dyes or any other strong chemicals onboard.

YOU WILL NEED TO BRING:

- Very casual clothes
- Swimwear - togs, rashie
- Large refillable water bottle, minimum 750ml per person
- Electrolytes – we use desalinated water for drinking on board, which has lost it's mineral and salt content in the desalination process. Electrolytes will help you stay hydrated throughout your cruise
- Long sleeved sun smart shirt for our more extensive scenic excursions in the tenders
- Sandshoes or Keen style sandals for excursions
- Thongs, sandals or similar footwear for the boat
- A wide brimmed hat
- A light sweater or jacket for the occasional cool evening
- Personal toiletries
- Camera with battery charger
- A memory stick (USB) to upload photos (optional)
- Sunglasses
- A good book
- A lingerie bag for washing underwear
- A complete list of all medications you are currently taking
- Small/lightweight binoculars
- A sense of adventure!
- This is a relaxed cruise - dressing up in the evening is not required.

TRIP CANCELLATION AND INTERRUPTION INSURANCE:

DOMESTIC TRAVEL INSURANCE:

We strongly recommend that all domestic passengers purchase insurance as protection against any circumstance that may force the cancellation of your cruise, either before it begins or if you must leave a cruise while it is in progress. Since we never leave Australian waters, you do not need a policy with a medical component, as you will be covered by Medicare at the nearest hospital on the Kimberley Coast. The type of policy you require is usually called Domestic Travel Insurance and will cover you only for the cost of the cruise and associated expenses.

Please note that we are not insurance experts and are not licensed to recommend any particular insurance company. If you are having difficulty finding the type of insurance you need, please call us. We will do our best to help by providing examples of companies that previous passengers have used. However, this does not come with any endorsement or recommendation.

If you believe you are covered by the free travel insurance offered by your credit card, you should check with your bank to ensure it covers domestic travel. Often, this insurance is for international travel and may not cover cancellation or interruption of your cruise, as we do not leave Australian waters or travel to any international ports.

SEAPLANE EVACUATION FUND:

In the event of a medical emergency requiring evacuation from the boat during a cruise, the Royal Flying Doctor Service (RFDS) will provide the necessary assistance. While their service is free, the RFDS does not have a seaplane, so a seaplane may need to be chartered for your evacuation. The cost of chartering a seaplane is usually not covered by Private Health Insurance or Domestic Travel Insurance, which means you could be invoiced for up to \$8,000, depending on the boat's location at the time of the evacuation.

To remove this potential financial burden for our guests, we have established a Seaplane Evacuation Fund to cover the full cost of a seaplane charter for any contributing passenger. Contributions to this fund are optional, and you are under no obligation to participate. However, we

strongly urge you to consider that an accident or sudden illness during your cruise could result in both an interruption to your holiday and a substantial bill upon your return.

The optional contribution to the Evacuation Fund is \$50 per person. You can opt to pay this on your booking form or call us to make late arrangements.

POINTS TO CONSIDER:

- **Contributions:** The Seaplane Evacuation Fund requires a contribution of \$50 per person, which can be added to your invoice.
- **Eligibility:** There are no special requirements or forms to complete to join the Seaplane Evacuation Fund; you only need to be a passenger on one of our cruises. Age and pre-existing medical conditions are irrelevant.
- **Nature of the Fund:** Contributions to the fund are not considered insurance coverage or donations and are therefore not tax-deductible. This fund constitutes an agreement between Discovery One Pty Ltd and contributing passengers that the cost of a seaplane charter for a medical emergency will be covered by the fund.
- **Administration:** There are no fees, charges, or administrative costs associated with this fund. Discovery One Pty Ltd makes no profit from this fund and donates its services in collecting contributions, administering the fund, and paying for any seaplane charters.
- **Cost Calculation:** The contribution amount is based on the cost of two evacuations per cruise season. If there are more evacuations and the fund has insufficient money, the Directors of Discovery One have agreed to cover the shortfall.
- **Payment Deadline:** Contributions must be made prior to the cruise. The crew will not accept payments.
- **Contact Information:** Please call 1800 996 717 if you wish to contribute.
- **Unused Funds:** If there are no seaplane evacuations in a season, half of the funds will be donated to the RFDS or another local charity, with the remaining funds carried over to the start of the following season.



PRIOR TO YOUR CRUISE

Once your booking has been confirmed, we will typically not contact you until 8-10 weeks before departure, unless we need to book flights or require further information or clarification regarding your travel plans.

PLEASE CONTACT US IF YOU:

- Have any questions.
- Change your postal or email address, or any other contact details.

PAYMENT AND FINAL ARRANGEMENTS

Final payment is due 8 weeks prior to the cruise. We will email you a receipt of payment. Final Notes and Pre-Cruise Arrangements: We will email Final Notes and Pre-Cruise Arrangements a week or so before departure. This will include bus pickup time, flight reservations (if applicable), transfers, etc.

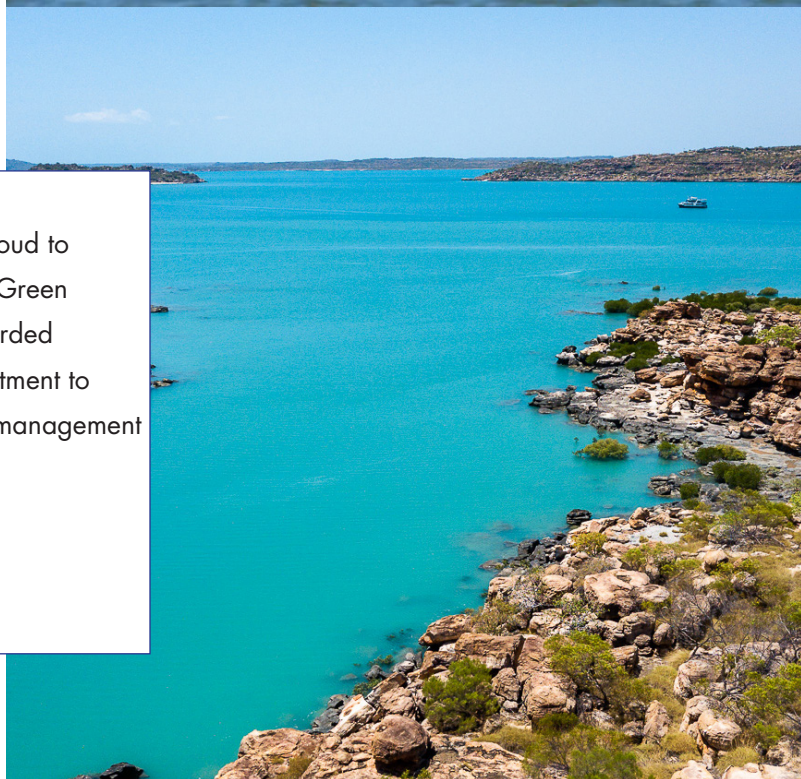
Office Hours:

Monday to Friday, 10:00 am to 2:00 pm AEST

Urgent Calls and Emergencies, please leave a message if the phone is unattended, and we will get back to you as soon as possible.

PHONE: 1800 996 717

WE LOOK FORWARD TO SHARING THE KIMBERLEY WITH YOU!



Discovery One is proud to be recognised as a Green Travel Leader – awarded for consistent commitment to sustainable tourism management for over 10 years



DISCOVERY ONE
KIMBERLEY CRUISES

1800 996 717

bookings@discoveryone.com.au

discoveryone.com.au

PO Box 373, Byron Bay NSW 2481



[discoveryonekimberleycruises](https://www.instagram.com/discoveryonekimberleycruises)